

## Certification

As of June 30, 2023



No.1 in LPG market share through  
"Auto Channel", 24.6%  
in 1H23



No.2 in oil market share through  
"Station Channel", 19.4%  
in 1H23



**TRIS**  
RATING  
A Strategic Partner of S&P Global

## Oil Stations and Non-Oil Touchpoints

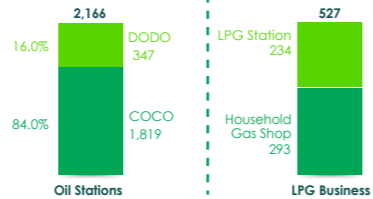
As of June 30, 2023

### Oil Stations and Non-Oil Touchpoints

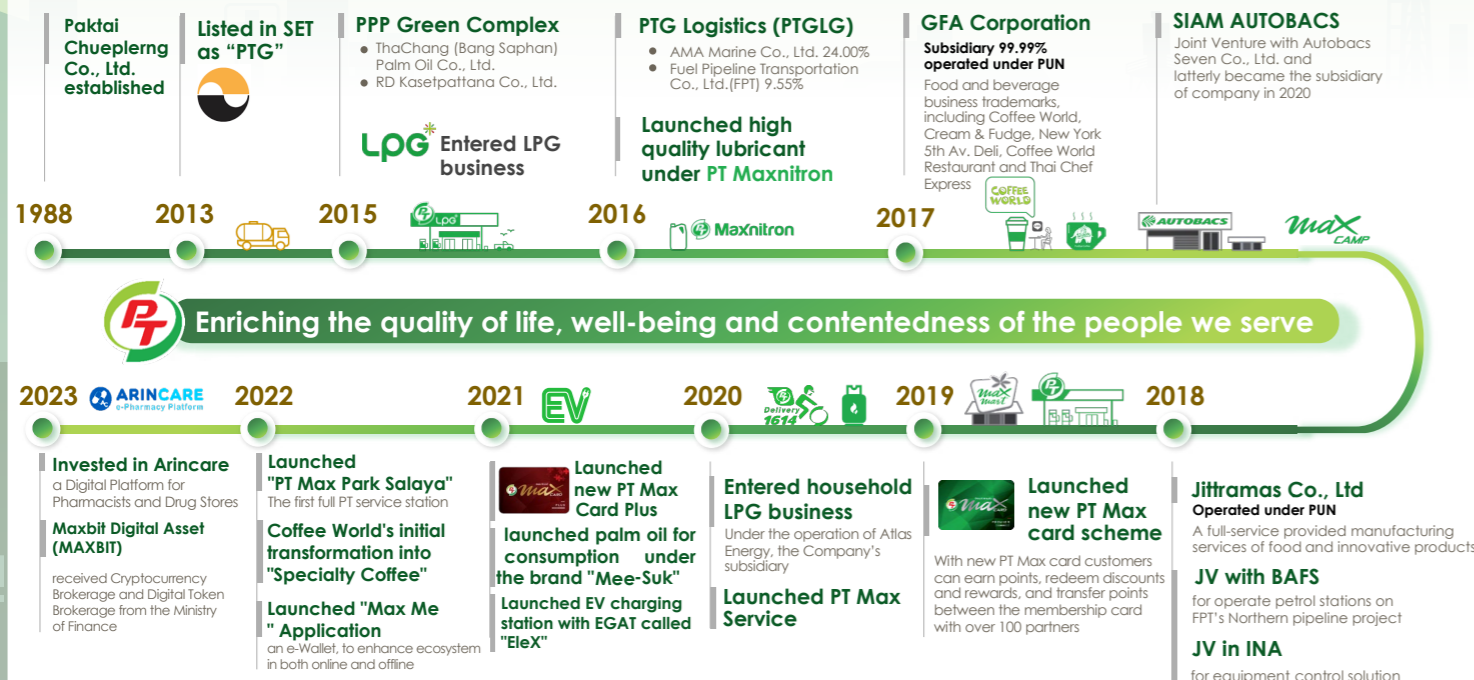
**3,971**

Non-Oil  
Touchpoints **1,805**

### Oil Station LPG Business



## Milestones



**Enriching the quality of life, well-being and contentedness of the people we serve**

# PTG Energy Public Company Limited



**Factsheet**  
**2Q2023**



Email: [ir@pt.co.th](mailto:ir@pt.co.th)  
Line ID: @PTGIR  
Tel: +66 2168 3377  
ext. 276

Disclaimer : All information herein should be regarded as indicative, preliminary and for illustrative purposes only. Such information reflects prevailing conditions as at the date of this document or the date as of which such information is given. No reliance may be placed for any purpose whatsoever on the information and opinions contained in this document, or any other materials discussed at this document, or on the completeness, accuracy or fairness thereof. You should not rely upon this document or use this document to form the basis for any decision, contract, commitment or action whatsoever. PTG shall not be liable for any direct, indirect, incidental, special or consequential loss or damage resulting from the use of, or reliance on, any information or opinions presented in this document or its contents, or otherwise arising in connection with this document, including, without limitation, damages for loss of profits.

## 8 Core Businesses



### 1. Oil and Retail Business

PT operates fuel oil trading business under PT service stations in 2 types: 1) COCO Station (Company Owned Company Operated) and 2) DODO Station (Dealer Owned Dealer Operated). Furthermore, PT also operates a convenience store business namely "Max Mart" which supplies daily consumer goods in PT service stations.



### 2. LPG Business

PTG distributes retail and wholesale of LPG gas through PT COCO service stations nationwide. Additionally, PTG also provides both industrial and household gas.



### 3. Renewable Energy and Investment Business

PTG invested 40.00% in PPP Green Complex, which is a comprehensive palm oil project, in order to create a sustainable energy and to reduce the future risk of petroleum energy shortage.



### 4. Logistics and Warehouse Business

PTG has its owned fuel transportation fleet. The truck fleets are responsible for distributing fuel products to PT COCO service stations, wholesalers, and for managing the inventories internally.



### 8. Electronic Money Business (e-Money)

Max Card operates e-Money business with the objective of enhancing the potential of electronic financial system. PTG also developed the PT Max Rewards application to provide services for members and customers.



### 5. System and Equipment Management Business

PTG has established JV to develop equipment and communication tools for analyze customer data from services within the station. This will enable PT to manage PT service station more efficiency and accurately.



### 6. Food and Beverage Business

Punthai focuses its business on serving high quality coffee by using 100% Arabica beans and providing good services. Nowadays, Punthai operates in PT service stations and expands into central business district areas to cover more customer base.



### 7. Auto Care and Maintenance Service Business

Siam Autobacs/ an auto care business, focuses on providing the comprehensive maintenance service for automotive vehicle under brand "Autobacs".

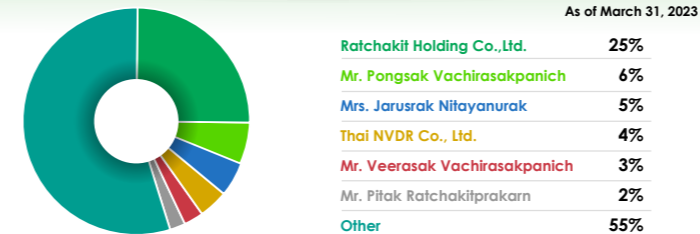
## Snapshot

As of June 30, 2023

Share Price (THB/Share):	12.20
Current Market Capital (MB):	20,374.00
P/E (X):	19.37
P/BV (X):	2.41
Turnover (%):	0.21
Dividend Yield (%):	3.28

Outstanding Shares (MS):	1,670
IPO Price (THB/Share):	3.90 @ Par 1 THB
Listed Date:	May 30, 2013
52 Week High (THB/Share):	16.40
52 Week Low (THB/Share):	11.40

## Shareholder Structure



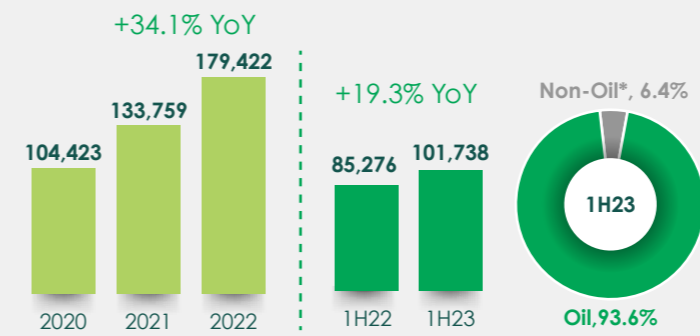
## 5 Years Price Performance



## Financial Highlights

### Revenue

(Unit: MB)

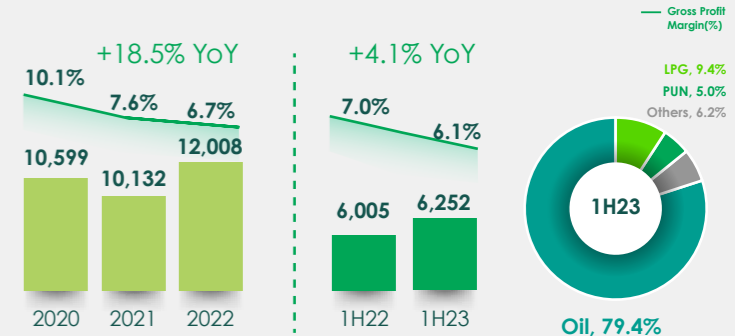


\*Non-Oil: LPG, Logistics, CVS, F&B, Lubricant and other incomes

### Gross Profit

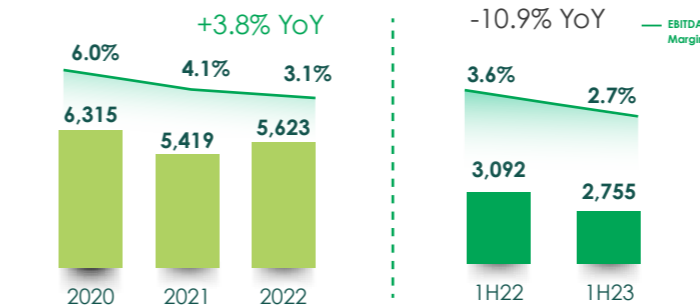
As of June 30, 2023

(Unit: MB)



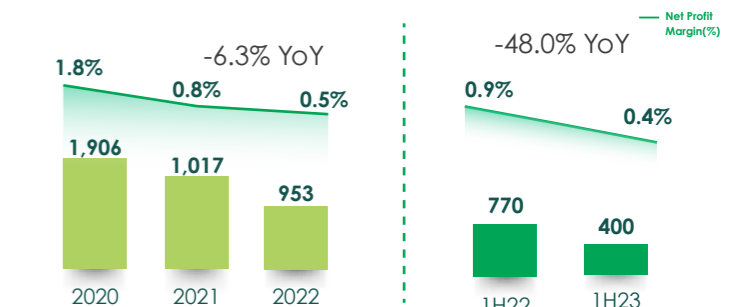
### EBITDA

(Unit: MB)



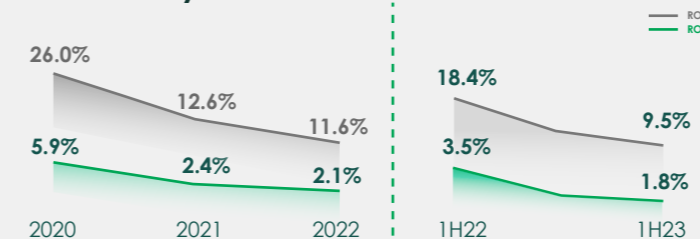
### Net Profit

(Unit: MB)



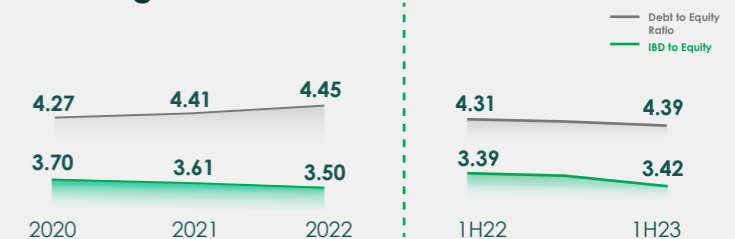
### Profitability Ratio

(Unit: %)



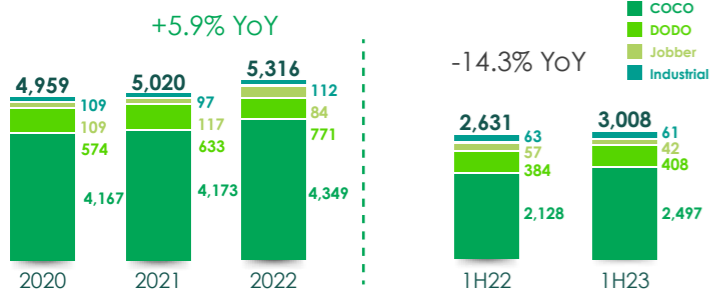
### Leverage Ratio

(Unit: Times)



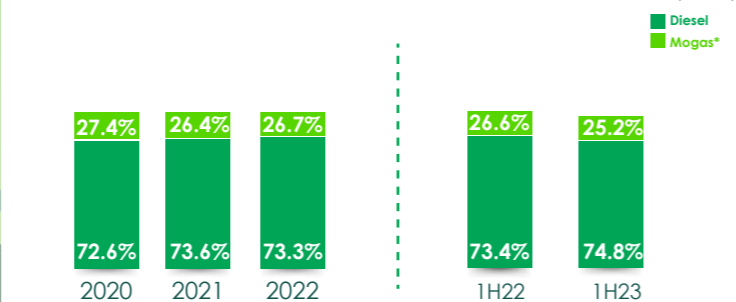
## Oil Sales Volume

As of June 30, 2023  
(Unit: ML)



## Diesel and Mogas Sales Proportion

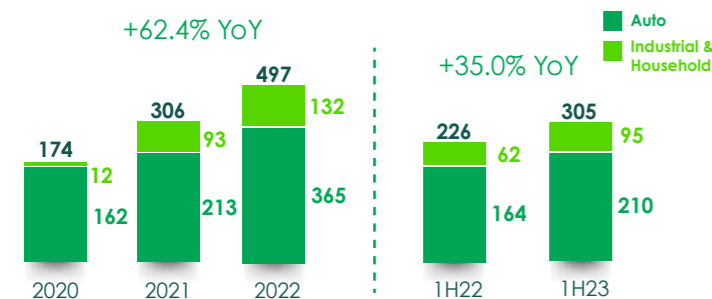
As of June 30, 2023  
(Unit: %)



\*Mogas is motor gasoline

## LPG Sales Volume

As of June 30, 2023  
(Unit: ML)



## PT Max Card Membership

Number of PT Max Card users

As of June 30, 2023  
(Unit: MN Users)

